
How do I sign up for a course?

Before enrolling in a course, you have to register on the platform; Afterwards, you will have to follow the individual procedures, which can also be different from each other, to enroll in each course.

On the homepage of the platform, immediately below the welcome message (in Italian and English) the associations and structures with which the IES system, Ismo E-learning System, collaborates, are indicated as "Course Categories". At the top, next to the IES logo, it is also possible to establish a system language other than the default one (Italian).

Benvenuto nel sistema IES! / Welcome in the IES System!

🇮🇹 Ti trovi nel sito che l'ISMO (Istituto di Studi di Medicina Omeopatica) di Roma utilizza per coordinare le attività di formazione e aggiornamento a distanza dell'Istituto e delle Associazioni con le quali collabora. Il coordinatore di questa struttura è [Gino Santini](#), Direttore ISMO, al quale è possibile fare riferimento per maggiori informazioni. Qui di seguito viene riportata la lista dei corsi attualmente disponibili.

Per sapere come ci si iscrive a un corso >>> [cliccare qui](#)

🇬🇧 You are on the website that the ISMO (Institute of Homeopathic Medicine Studies) of Rome uses to coordinate the remote training and updating activities of the Institute and of the Associations with which it collaborates. The coordinator of this structure is [Gino Santini](#), Director of ISMO, to whom it is possible to refer for further information. Below is the list of courses currently available.

To find out how to enroll in a course >>> [click here](#)

Course categories

▶ [Expand all](#)

- ▶ [e-Learning Siomi](#) (2)
- ▶ [e-Learning ECH](#) (2)
- ▶ [Ordine dei Farmacisti di Roma](#) (2)

Clicking on one of these opens a menu with the courses organized by that group. By clicking on the box at the top "Search courses" you can search for some specific course by entering the name and clicking on the little magnifying glass next to it.

[ECH - Hahnemann, his life and works](#)




The life of Christian Samuel Hahnemann, the creator of homeopathy, is deepened. His life, divided into different historical phases, shows the fundamental elements that led to the discovery of the foundations of the homeopathic approach.

To get an idea of the contents of the course >>> [click here](#)

[ECH - The production of homeopathic medicines](#)



Clicking on the desired course opens this dialog box.



Username


Password


Remember username

[Forgotten your username or password?](#)

Cookies must be enabled in your browser [?](#)

Is this your first time here?

 Se è la prima volta che ti colleghi al sistema IES, la prima cosa da fare è autenticarsi alla piattaforma creando un account. Cliccando sul link qui sotto si attiva la procedura di registrazione, al termine della quale verrà inviata una mail di verifica all'utente. Cliccando sul link della mail si conclude il processo di autenticazione e si deve aspettare di essere iscritti al corso desiderato.

 If this is your first time connecting to the IES system, the first thing to do is authenticate to the platform by creating an account. By clicking on the link below you activate the registration procedure, at the end of which a verification email will be sent to the user. By clicking on the link in the email you complete the authentication process and you must wait to be enrolled in the desired course.

At this point the user has two alternatives: if he already has a username and password, entering them in the appropriate spaces of the upper window he will be immediately directed to the chosen course (always if he has been enrolled in the course, see below). In this case is advisable to activate the "Remember username" check to simplify the subsequent times you access the platform.

If this is the first time you try to access the platform, you should move your attention to the lower part of the window, where you will find all the necessary instructions to create a general account for the platform. Clicking on "Create new account" in the following page you can see the window that opens to the user, who will have to enter all the elements indicated as mandatory, plus others (city and country of belonging) that will serve to get to know him better within the IES community.



New account

▼ Collapse all

▼ Choose your username and password

Username



The password must have at least 8 characters, at least 1 digit(s), at least 1 lower case letter(s), at least 1 upper case letter(s), at least 1 non-alphanumeric character(s) such as *, -, or #

Password



▼ More details

Email address



Email (again)



First name



Surname



City/town

Country


▼ Altri campi

Professione



Create my new account

Cancel

There are required fields in this form marked  .

After having filled the form with the requested data, by clicking on the link: "Create my new account" the form will be sent to the platform and a window will appear, showed in the next page, which warns the user of sending a message containing the information to complete the registration process to his e-mail address.

IES - Ismo E-learning System

[Home](#) / Confirm your account

An email should have been sent to your address at XXXXXXXXXX

It contains easy instructions to complete your registration.

If you continue to have difficulty, contact the site administrator.

Continue

Clicking on “Continue” will close the windows. After having answered the mail, the platform will show this final message.

IES - Ismo E-learning System

[Home](#) / Your registration has been confirmed

Thanks, Test User

Your registration has been confirmed

Continue

Once you have taken all these steps, it is advisable to send an email to segreteria@ismo.it reporting the registration to the platform. This will allow a greater speed of access to the chosen course, having each course a specific procedure that will be indicated from time to time. The email address indicated can also be used in case of problems or more information on the procedure is requested.